

PHONICS INSTRUCTION IN VIETNAMESE

Receptive Vocabulary

LESSON 13

Reading Practice

Tên (Name): _____

Đọc và đánh vần các chữ trong hình. (Read and spell the words in the pictures):

 <u>khoá</u>	 <u>khoẻ</u>	 <u>quỳ</u>
 <u>huớ</u>	 <u>khuy</u>	 <u>hoạ</u>
 <u>khoen</u>	 <u>huê</u>	 <u>doạ</u>

PHONICS INSTRUCTION IN VIETNAMESE


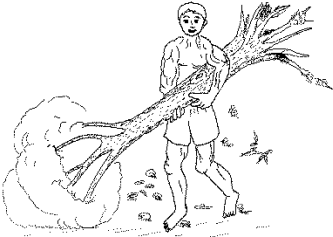
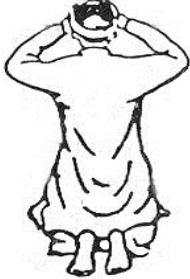

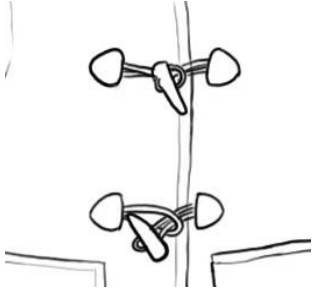




Receptive Vocabulary

LESSON 13

Listening & Writing Practice

Tên (Name): _____

Nghe đọc rồi viết và thêm dấu cho đủ chữ. Write the correct letters and the marks when you hear the sounds to complete the words):

 <u>kh</u>	 <u>kh</u>	 <u>q</u>
 <u>h</u>	 <u>kh</u>	 <u>h</u>
 <u>kh</u>	 <u>h</u>	 <u>d</u>

PHONICS INSTRUCTION IN VIETNAMESE

Receptive Vocabulary

Lesson 13 – Writing Practice 13a

Tên (Name): _____

Chép mỗi chữ 3 lần vào các chỗ đã cho (Write the words 3 times in the given spaces):

sữa _____

cừu _____

huớ _____

khuy _____

hoạ _____

doạ _____

huệ _____

khoen _____

khoá _____

khoẻ _____

quỳ _____


PHONICS INSTRUCTION IN VIETNAMESE

Receptive Vocabulary

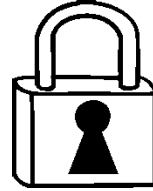
Lesson 13 – Writing Practice 13b

Điền vào chỗ trống cho đủ chữ. (Complete the words by adding correct letters and marks.)

1. n ____



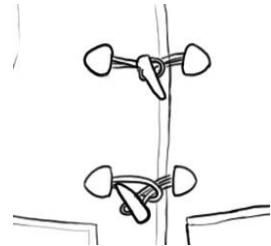
2. kh ____



3. q ____




4. kh ____




5. h ____



6. h ____



7. d ____



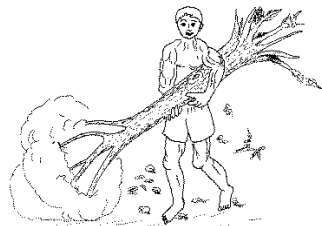
8. n ____



9. c ____



10. v ____

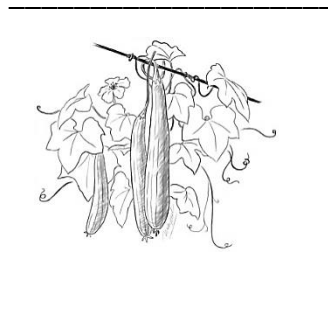

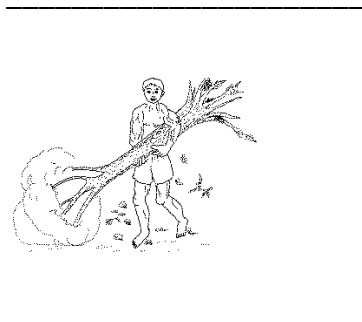



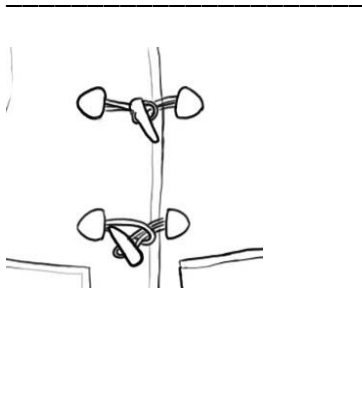
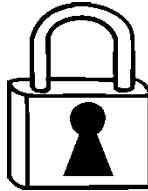


PHONICS INSTRUCTION IN VIETNAMESE

Receptive Vocabulary

Lesson 13 – Writing Practice 13c

Ghi tên các bức hình trên hàng gạch ngay bên dưới. (Write the names of these pictures in the given spaces.)



PHONICS INSTRUCTION IN VIETNAMESE

Receptive Vocabulary

Lesson 13 – Writing Practice 13d


Nhìn hai hình và viết hai chữ có nghĩa. (Write the names of these pictures in the given spaces.) Thí dụ:



 ao

 cá

1.



2.



3.



4.



5.



1. ăn dâu 2. giỏ nấm 3. rễ cây 4. cốc/ly sữa 5. mở quà